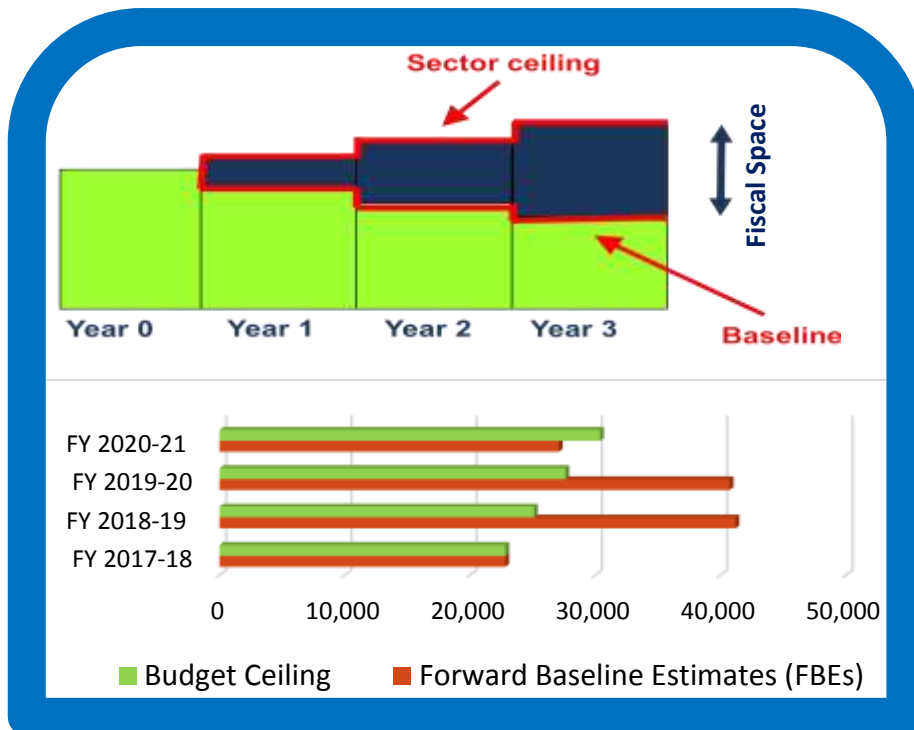




## Power and Energy Sector Multi-Year Public Investment Programme (MYPIP)



Programming Division, Planning Commission  
Ministry of Planning  
Government of the People's Republic of Bangladesh

March 2018



**A H M Mustafa Kamal, FCA, MP**  
Minister, Ministry of Planning  
and  
Vice-Chairman, Bangladesh Planning Commission  
Government of the People's Republic of Bangladesh

## Message

The Government of Bangladesh has been implementing the 7<sup>th</sup> Five Year Plan (7FYP) to achieve the goals and targets envisioned in "Vision 2021", and our achievements are quite visible in most of the socio-economic indicators including Gross Domestic Product (GDP) growth rate. However, challenges remain to be addressed. Critically, public investment in all sectors needs to be better managed for maximising value for money and providing an enabling environment for private sector investment. Our Government fully recognises its importance and has made a commitment in the 7FYP to implement Public Investment Management (PIM) reforms.

In this context, I am pleased to learn that Programming Division of Bangladesh Planning Commission is going to launch a set of new PIM tools which will eventually improve the current PIM system in Bangladesh. I expect that the proper usage of these tools will strengthen strategic linkages among national plans, public investment, and budgeting, thereby achieving the national goals and targets in a more efficient, effective, and timely manner. Furthermore, I am glad to know that these new PIM tools have been thoroughly tested and validated in two pilot sectors- i) Power & Energy, and ii) Local Government & Rural Development. In due course, these will be rolled out to other Sectors and Ministries, Divisions and Agencies.

I would like to take the opportunity to congratulate the team of Government officials and experts of the "Strengthening Public Investment Management System (SPIMS)" project, supported by Japan International Cooperation Agency (JICA), who have successfully developed these PIM tools as part of PIM reform. Finally, I would like to express my heartfelt appreciation for the Government of Japan in their financial and technical support as well as friendship extended towards Bangladesh since our independence.

(A H M Mustafa Kamal, FCA, MP)



**M. A. Mannan, MP**

State Minister

Ministry of Finance and Ministry of Planning  
Government of the People's Republic of Bangladesh

## Message

It is my pleasure to put forward a set of new Public Investment Management (PIM) tools to my colleagues at the Planning Commission, Ministry of Planning, Ministry of Finance, and the Ministries, Divisions and Agencies (MDAs) under the Power & Energy Sector and the Local Government & Rural Development Sector.

The new PIM tools comprise the i) Ministry Assessment Format (MAF), ii) Sector Appraisal Format (SAF), iii) Sector Strategy Paper (SSP), and iii) Multi-Year Public Investment Programme (MYPIP). I congratulate all public officials and experts who contributed to developing these tools through close collaboration and hard work under the Strengthening Public Investment Management System (SPIMS) Project. My special thanks go to the Programming Division of the Planning Commission for their excellent leadership and the initiative to engage a broad range of stakeholders in the process of developing these tools.

As State Minister in charge of the Ministry of Finance and Ministry of Planning, I have a few remarks to make regarding the new PIM tools.

First, the new PIM tools will contribute significantly to the implementation of two major governance reform initiatives – the Public Financial Management (PFM) Reform Strategy led by the Ministry of Finance, and the PIM Reforms led by Planning Commission, Ministry of Planning. Both reforms will require close collaboration between the two central ministries that are tasked to manage the national budget of the Government. I am very pleased that the new PIM tools have been developed through close collaboration between them.

Second, I am also delighted that the MDAs in the two pilot sectors have played an instrumental role throughout the Project. I would like to thank all the officers who participated in various seminars, workshops and consultation meetings and provided extremely useful feedback and comments to make the PIM tools relevant and effective in their day-to-day work at their respective assignments.

Last, but not least, I would like to thank the Japan International Cooperation Agency (JICA) for their technical and financial support for the project, and the Government of Japan for continued partnership and friendship with the Government of Bangladesh and Bangladeshi people. I believe and do hope that our partnership will make even stronger progress for many more years to come.

  
(M. A. Mannan, MP)



**Md. Ziaul Islam**  
Member, Programming Division  
&  
Secretary, Planning Division  
Ministry of Planning  
Government of the People's Republic of Bangladesh

## Foreword

The Strengthening Public Investment Management System (SPIMS) project is seeking to improve Public Investment Management (PIM) capacity with strengthened linkages between public investment projects and national development policies and fiscal frameworks. The Project is co-financed by the Japan International Cooperation Agency (JICA). The Project is being implemented by the Programming Division of the Planning Commission, supported by a JICA Expert Team (JET). Crucially, four key PIM tools have been developed under this project, namely the i) Ministry Assessment Format (MAF), ii) Sector Appraisal Format (SAF), iii) Sector Strategy Paper (SSP), and iv) Multi-Year Public Investment Programme (MYPIP).

The MYPIP is a programming tool which allows the budgeting of development projects from a medium-term perspective. It provides information on both resource availability and requirements for the upcoming budget year and two outer years, allowing the Government to estimate the fiscal space. This fiscal space indicates how much resources are available for each sector, including its Ministries/Divisions, to take up new projects. The SSP and MYPIP are complementary and mutually reinforcing and these two documents should be used side by side. Taken together, the SSP and MYPIP will bridge the gap between national priorities and the allocation of scarce resources to priority projects. The SSPs and MYPIPs are key features of the Public Finance Management (PFM) Reform Strategy 2016 – 2021 and the 7<sup>th</sup> Five Year Plan (7FYP).

As such, the Programming Division has taken the lead to prepare SSPs and MYPIPs for the two pilot sectors under the SPIMS Project. These SSPs and MYPIPs have been prepared through a collaborative drafting process involving, inter alia, the Sector Divisions, General Economics Division (GED) and the Programming Division of the Planning Commission, Implementation Monitoring and Evaluation Division (IMED), Finance Division of the Ministry of Finance, and relevant MDAs. The drafts have been developed in consistency with the 7FYP and other policy documents related to these two Sectors.

For achieving the desired benefits of the new PIM tools it is necessary to start practicing them in the two pilot sectors. It is also the hope of the SPIMS project that other sectors will take the lead on preparing their own SSPs and MYPIPs. With this end in view, the MYPIPs were presented before the National Coordination Committee (NCC) of the SPIMS Project chaired by the Hon'ble Minister for Planning.

The NCC approved the MYPIPs developed by the SPIMS project for adoption and use within the pilot sectors. I strongly believe that use of the MYPIPs will facilitate and improve the existing process of project selection in line with the strategic directions of the 7FYP. This will bring about qualitative change in the whole process of project preparation, appraisal, approval, and implementation and also to achieve the Goals of 7FYP.

(Md. Ziaul Islam)



**Md. Syeedul Haque**

Chief, Programming Division

&

Project Director, SPIMS Project

Planning Commission, Ministry of Planning  
Government of the People's Republic of Bangladesh

## Acknowledgements

A new Public Investment Management (PIM) tool titled the “Multi-Year Public Investment Programme (MYPIP)” has been developed by the “Strengthening Public Investment Management System (SPIMS) Project” of the Programming Division, Planning Commission. SPIMS is managed by the Programming Division of the Planning Commission and the Japan International Cooperation Agency (JICA) Expert Team (JET) provided technical support. The purpose of the SPIMS project is to deliver structural improvements in PIM capacity, with strengthened linkages between public investment projects, national development policies, and fiscal frameworks.

The Programming Division gratefully recognizes the financial support of the Government of Japan and technical assistance of JICA in the implementation of the SPIMS project. The concerned officials of the JICA Bangladesh Office were actively involved in the implementation of the project activities for which they deserve special appreciation and thanks.

The members of the Sector Working Groups (SWGs) in the two pilot sectors of i) Power & Energy and ii) Local Government & Rural Development provided very useful contribution, guidance and inputs in the process of developing the PIM tools. The SPIMS project benefited immensely from the expert opinions of the members of the SWGs. We recognize their contributions with thanks and gratitude. We would also like to thank all the officials of the pilot Ministries/Divisions, Sector Divisions and GED of Planning Commission, IMED, ERD and Finance Division as well as those of the relevant agencies who cooperated with the SPIMS team in meeting and helping them with information and data.

We are extremely grateful to the respected Members of the Agriculture, Water Resources and Rural Institutions Division, Physical Infrastructure Division and Industry and Energy Division of the Planning Commission for kindly organising and chairing consultation meetings on the new PIM tools developed by the SPIMS Project and providing very useful suggestions for improving these documents.

The Member, Programming Division and Secretary, Planning Division lent invaluable support through his vast experience and able guidance as the Chair of the Project Steering Committee (PSC) in carrying forward the project activities. His unequivocal support was the greatest source of our inspiration. We are grateful to him.

The Hon'ble State Minister for the Ministry of Finance and the Ministry of Planning deserves thanks for his advice and guidance in the implementation of the SPIMS project.

We are also indebted to the Hon'ble Minister for Planning for approving the new PIM tools with the valuable instruction for utilising/practicing these tools by the Pilot Ministries/Divisions, Agencies and related Sector Divisions of Planning Commission.

Finally, we owe our thanks to all the members of the Project Implementation Unit (PIU), JET team and the local consultants for their dedication and hard work for the project. Without their unswerving endeavours and knowledge of best practice of PIM in other countries it would not have been possible to develop the new PIM tools.

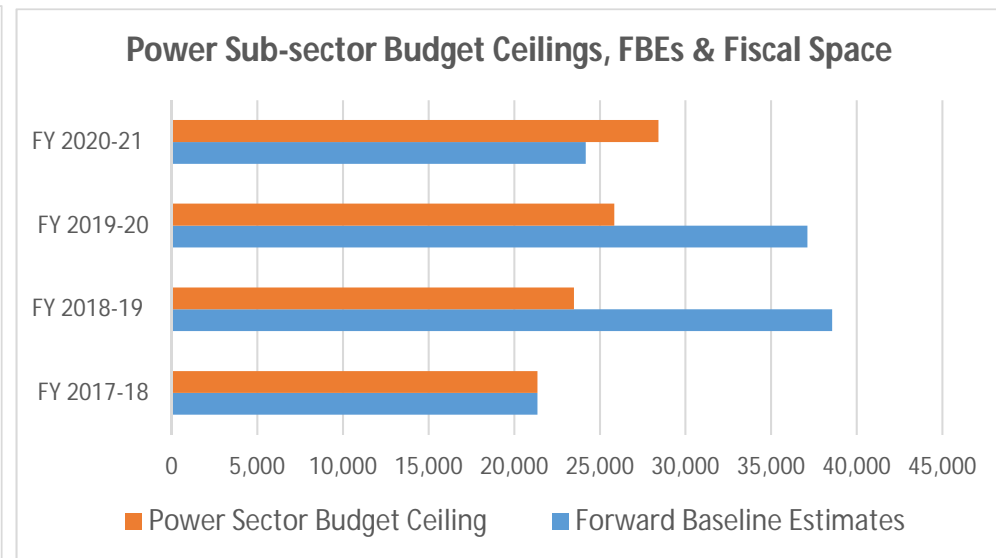
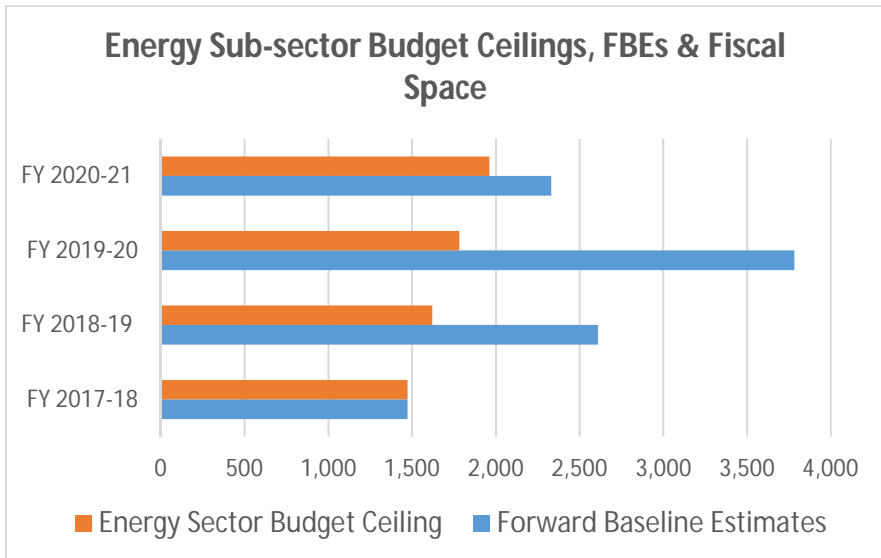
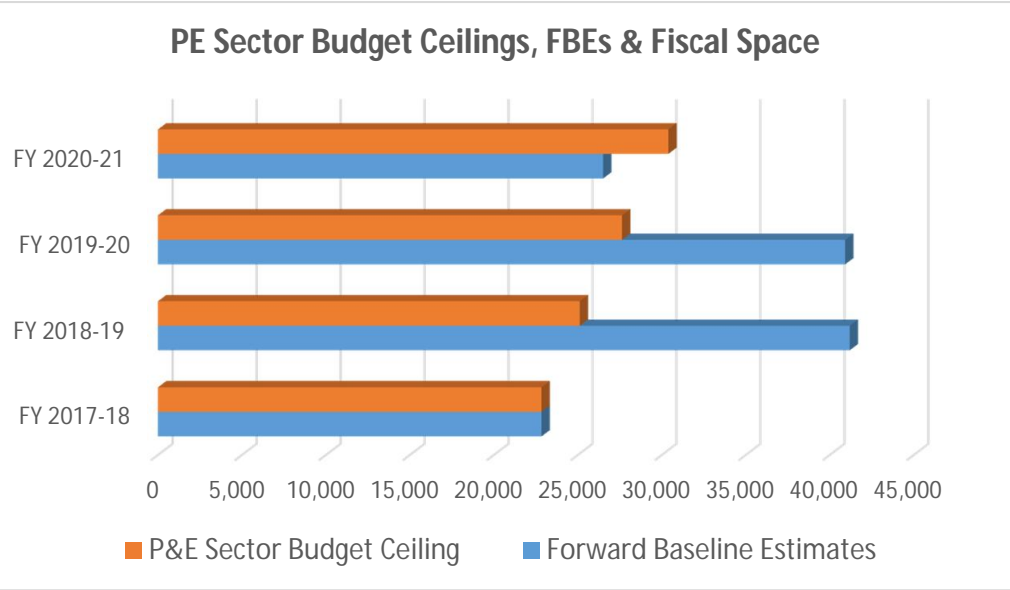
The Programming Division looks forward to the cooperation of all concerned and their similar involvement in the next steps for using the new PIM tools as well as roll out of these tools to other sectors, Ministries/Divisions and Agencies, towards achieving the ultimate purpose and goal of the project.

(Md. Syeedul Haque)

## Power and Energy Sector MYPIP Database, FY 2017-2018

Taka in Crore

MTBF Ceiling / ADP Allocation	FY 2017-18 <i>(Allocated)</i>	FY 2018-19 <i>(projected)</i>	FY 2019-20 <i>(projected)</i>	FY 2020-21 <i>(projected)</i>
<b>Power and Energy Sector</b>				
1) Budget Ceiling	22,832	25,116	27,627	30,390
2) Forward Baseline Estimates/ ADP Allocation	22,832	41,186	40,913	26,510
3) Fiscal space (=1 – 2)	0	-16,070	-13,286	3,880
<b>Power Sub-Sector</b>				
1) Budget Ceiling	21,359	23,495	25,844	28,429
2) Forward Baseline Estimates	21,359	38,575	37,130	24,179
3) Fiscal space (= 1 – 2)	0	-15,080	-11,285	4,250
<b>Energy Sub-Sector</b>				
1) Budget Ceiling	1,474	1,621	1,783	1,961
2) Forward Baseline Estimates / RADP Allocation	1,474	2,610	3,783	2,332
3) Fiscal Space (= 1- 2)	0	-989	-2,000	-370



Power and Energy Sector MYPIP Database, FY 2017-2018

Taka In Lakh

ADP 17-18 sl no	Projects Name	Total Cost	Actual Cumulative expenditure up to June (FY 2016-17)**	ADP 2017-2018 total Allocation	Remaining Budget [C-(D+E)]	Project Duration			FY 2018-19 (Projected)	FY 2019-20 (Projected)	FY 2020-21 (Projected)
						Start Date	Completion Date	Expected Completion date			
A	B	C	D	E	F	G	H	I	J	K	L
	<b>Power and Energy Sector Total</b>	<b>19,827,099</b>	<b>3,333,205</b>	<b>2,283,249</b>	<b>14,210,645</b>				<b>4,118,552</b>	<b>4,091,301</b>	<b>2,651,029</b>
	<b>Power Sector Total</b>	<b>18,293,991</b>	<b>3,026,884</b>	<b>2,135,883</b>	<b>13,131,224</b>				<b>3,857,515</b>	<b>3,712,968</b>	<b>2,417,863</b>
	<b>Generation Total</b>	<b>8,210,410</b>	<b>1,737,557</b>	<b>816,260</b>	<b>5,656,593</b>				<b>1,439,476</b>	<b>939,919</b>	<b>877,618</b>
1	Construction of Khulna 330 MW Dual- Fuel Combined cycle Power plant (01/01/2017-30/06/2019)	325,376	50	71,000	254,326	1-Jan-17	30-Jun-19	30-Jun-21	113,882	81,344	59,100
2	Construction of Bibiyana-III 400 MW Combined Cycle Power Plant (01/07/2013-30/06/2019)	335,808	107,574	64,283	163,951	1-Jul-13	30-Jun-19	30-Jun-20	83,952	79,999	0
3	Extension of Barapukuria Coal Fired Thermal Power Station by 275 MW (3rd Unit) (01/12/2013-30/11/2017)	268,794	162,114	40,000	66,680	1-Dec-13	30-Nov-17	30-Nov-19	66,680	0	0
4	Construction of Gorashal 365 MW Combined Cycle Power Plant (01/01/2014-30/06/2018)	251,197	137,972	50,000	63,225	1-Jan-14	30-Jun-18	30-Jun-19	63,225	0	0
5	Repowering project of Ghorashal 3rd Unit (01/01/2015-31/12/2017)	251,934	40,294	101,300	110,340	1-Jan-15	31-Dec-17	31-Dec-19	62,984	47,357	0
6	Installation of a 5 MW Solar Photo Voltaic (PV) Grid Connected Power Generation Plant in Kaptai (01/03/2012-30/06/2018)	19,259	2,285	7,085	9,889	1-Mar-12	30-Jun-18	31-Dec-19	4,815	5,074	0
7	Construction of Shikalbaha 225 MW Dual-Fuel Combined Cycle Power Plant (01/11/2012-30/06/2017)	202,242	133,469	16,500	52,273	1-Nov-12	30-Jun-17	30-Jun-19	52,273	0	0
8	Conversion of Shahjibazar 2x35 MW Shahjibazar Gas Turbine Power Plant to 105 MW Combined Cycle Power Plant (1/1/2013-31/12/2016)	34,200	90	3,205	30,905	1-Jan-13	31-Dec-16	31-Dec-22	5,130	8,550	11,970
9	Conversion of 100 MW Baghabari Gas Turbine Power Plant to 150 MW Combined Cycle Power Plant (01/01/2013-31/12/2016)	51,378	461	5,000	45,917	1-Jan-13	30-Jun-17	31-Dec-22	7,707	12,845	17,982
10	Construction of Khulna Coal Based Power Plant Connecting Road (01/10/2013-31/12/2017)	23,967	11,897	5,000	7,070	1-Oct-13	31-Dec-17	30-Jun-19	7,070	0	0
11	Land Development, Protection & Building Boundary wall for 2nd Block of Rampal Power Plant project Area (01/09/2014-31/12/2016)	46,257	28,182	100	17,975	1-Jan-15	30-Jun-17	30-Jun-19	17,975	0	0
12	Ghorashal 4th Unit repowering Program (01/07/2016-30/06/2019)	202,924	32,000	64,500	106,424	1-Jul-16	1-Jun-19	31-Dec-19	50,731	55,693	0

Power and Energy Sector MYPIP Database, FY 2017-2018

Taka In Lakh

ADP 17-18 sl no	Projects Name	Total Cost	Actual Cumulative expenditure up to June (FY 2016-17)**	ADP 2017-2018 total Allocation	Remaining Budget [C-(D+E)]	Project Duration			FY 2018-19 (Projected)	FY 2019-20 (Projected)	FY 2020-21 (Projected)
						Start Date	Completion Date	Expected Completion date			
A	B	C	D	E	F	G	H	I	J	K	L
13	Matarbari 2 x 600 MW Ultra Super Critical Coal Fired Power Project (01/07/2014-30/06/2023)	3,598,445	107,753	222,000	3,268,692	1-Jul-14	30-Jun-23	30-Jun-23	359,845	359,845	539,767
14	Land Acquisition & Protection and Feasibility Study for Bangladesh-Singapore 700 MW Ultra Super Critical Coal Based Power Plant (01/01/2016-31/12/2018)	81,584	45,441	10,000	26,143	1-Jan-16	31-Dec-18	30-Jun-19	26,143	0	0
15	Feasibility analysis for installing Power plant at Matarbari island (01/01/2017-30/06/2019)	314	0	130	184	1-Jan-17	30-Jun-19	30-Jun-19	184	0	0
16	Bheramara Combined Cycle Power Plant (360 MW) Development (01/07/2010-31/12/2017)	414,048	305,200	46,500	62,348	1-Jul-10	31-Dec-17	30-Jun-19	62,348	0	0
17	Land Acquisition, Land Development and Protection for Payra 1320 MW Thermal Power Plant Project. (01/07/2014-31/12/2017)	772,776	63,700	9,000	700,076	1-Jul-14	31-Dec-17	31-Dec-22	77,278	115,916	154,555
18	Construction of Siddhirganj 335 MW Combined Cycle Power Plant (Revised) (01/01/2009-31/12/2018)	414,415	247,794	6,500	160,121	1-Jan-09	30-Jun-18	30-Jun-20	103,604	56,517	0
19	New Haripur power Plant Development Project (Long Term Service Agreement and other Support Services for Haripur 412 MW Combined Cycle Power Plant) (01/07/2015-30/06/2018)	80,755	6,084	3,600	71,071	1-Jul-15	30-Jun-18	30-Jun-22	12,113	28,264	20,189
20	Land Acquisition & Protection and Feasibility Study at Pekua of Coxesbazar 2*600 MW Ultra Super Critical Coal Based Power Plant (01/01/2016-30/06/2017)	51,585	17,800	12,000	21,785	1-Jan-16	30-Jun-17	30-Jun-19	21,785	0	0
21	Land Acquisition for 100 MW Wind and 100 MW Peak Solar Power Plant Project At Sonagazi, Feni (01/07/2016-31/12/2017)	10,292	9,538	1	753	1-Jul-16	31-Dec-17	30-Jun-19	753	0	0
22	Land Acquisition and Resettlement for Implementation of Munshigonj 300- 400 MW super critical coal based Power plant Project (01/07/2016- 30/06/2018)	28,329	1	15,000	13,328	1-Jul-16	30-Jun-18	30-Jun-19	13,328	0	0
23	Construction of Ashugonj 450 MW Combined Cycle Power Plant (North) (01/12/2011-30/06/2017)	340,002	239,070	700	100,232	1-Dec-11	30-Jun-17	30-Jun-20	85,001	15,232	0
24	Development of Ashugonj 400 (+- 5%) MW Combined Cycle Power Plant (east) (01/07/2015-30/06/2020)	293,136	200	21,500	271,436	1-Jul-15	30-Jun-20	30-Jun-20	102,598	73,284	74,054



Power and Energy Sector MYPIP Database, FY 2017-2018

Taka In Lakh

ADP 17-18 sl no	Projects Name	Total Cost	Actual Cumulative expenditure up to June (FY 2016-17)**	ADP 2017-2018 total Allocation	Remaining Budget [C-(D+E)]	Project Duration			FY 2018-19 (Projected)	FY 2019-20 (Projected)	FY 2020-21 (Projected)
						Start Date	Completion Date	Expected Completion date			
A	B	C	D	E	F	G	H	I	J	K	L
25	Land Acquisition and Land Development for Implication of Gazaria 350 (+-10%) MW Coal Fired Thermal Power Plant (01/07/2016 -30/06/2018)	20,423	17,049	10,000	-6,626	1-Jul-16	30-Jun-18	30-Jun-18	0	0	0
26	Land Acquisition and Land Development for Implication of Patuakhali 1320 (2x660) MW Coal Fired Thermal Power Plant (01/01/2016 -31/12/2018)	86,970	18,895	30,000	38,075	1-Jan-16	31-Dec-18	31-Dec-18	38,075	0	0
27	Distribution of Electricity through Solar Panel to remote CHT Districts (01/07/2015-30/06/2018)	4,000	2,644	1,356	0	1-Jul-15	30-Jun-18	30-Jun-18	0	0	0
	<b>Transmission Total</b>	<b>3,569,112</b>	<b>235,628</b>	<b>259,510</b>	<b>3,073,974</b>				<b>837,984</b>	<b>1,183,637</b>	<b>711,473</b>
28	National Power Transmission Network Development Project (01/01/2013-30/06/2019)	242,660	54,936	50,000	137,724	1-Jan-13	30-Jun-19	30-Jun-20	121,330	16,394	0
29	132 KV Grid Network Development Project in Eastern Region (01/01/2013-30/06/2017)	98,684	54,215	10,700	33,769	1-Jan-13	30-Jun-17	30-Jun-20	19,737	14,032	0
30	400/230/132 KV Grid Network Development Project. (01/07/2013-30/06/2019)	322,707	26,574	35,000	261,133	1-Jul-13	30-Jun-17	30-Jun-21	161,354	64,541	35,238
31	Enhancement of Capacity of Grid Sub-stations and Transmission Line for Rural Electrification (01/07/2014-31/12/2017)	133,268	8,534	16,000	108,734	1-Jul-14	31-Dec-17	31-Dec-21	66,634	26,654	15,446
32	Ashugonj-Bhulta 400 KV Transmission Line Project (01/07/2014-30/06/2018)	85,368	44,305	6,500	34,563	1-Jul-14	30-Jun-17	30-Jun-20	17,074	17,489	0
33	Capacity upgradation (500 MW) of the Existing Bangladesh (Beramara)-India (Baharampur) Grid Interconnection (01/01/2015-31/12/2018)	140,479	40,058	68,000	32,421	1-Jan-15	31-Dec-18	30-Jun-19	32,421	0	0
34	Western Grid Network Development Project (01/01/2016-30/06/2019)	142,389	343	6,800	135,246	1-Jan-16	30-Jun-19	30-Jun-21	71,195	28,478	35,574
35	400 KV Transmission line Aminbazar-Maoa-Mongla (01/07/2016-30/06/2020)	135,659	2,685	5,000	127,974	1-Jul-16	30-Jun-20	30-Jun-21	67,830	27,132	33,013
36	Strengthening Dhaka-Chittagong Main Power Grid Project (01/07/2016- 31/12/2020)	456,749	2,877	27,600	426,272	1-Jul-16	31-Dec-20	31-Dec-20	91,350	137,025	197,898
37	Development of Efficiency of Grid Network (01/01/2017-30/06/2021)	298,237	1,100	5,500	291,637	1-Jan-17	30-Jun-21	30-Jun-22	29,824	149,119	59,647
38	Power Grid Networking Strengthening Project Under PGCB (01/10/2016- 30/06/2021)	1,370,330	1	24,300	1,346,029	1-Oct-16	30-Jun-21	30-Jun-22	137,033	685,165	274,066

Power and Energy Sector MYPIP Database, FY 2017-2018

Taka In Lakh

ADP 17-18 sl no	Projects Name	Total Cost	Actual Cumulative expenditure up to June (FY 2016-17)**	ADP 2017-2018 total Allocation	Remaining Budget [C-(D+E)]	Project Duration			FY 2018-19 (Projected)	FY 2019-20 (Projected)	FY 2020-21 (Projected)
						Start Date	Completion Date	Expected Completion date			
A	B	C	D	E	F	G	H	I	J	K	L
39	Materbari Ultra Super Critical Coal Fired Power Project II (PGCB: Matarbari-Modunaghat 400 KV Transmission Line) (01/07/2017-31/12/2020)	109,081	0	110	108,971	1-Jul-17	31-Dec-20	31-Dec-23	5,454	10,908	54,541
40	Potuahali-Payra 230 KV Transmission line installment (01/07/2017-30/06/2019)	33,501	0	4,000	29,501	1-Jul-17	30-Jun-19	30-Jun-21	16,751	6,700	6,050
	<b>Distribution Total</b>	<b>6,477,305</b>	<b>1,038,917</b>	<b>1,055,147</b>	<b>4,383,241</b>				<b>1,571,411</b>	<b>1,585,317</b>	<b>825,873</b>
41	Pre-Payment Metering Project for Distribution of Southern Zone Chittagong (01/01/2009-31/12/2017)	13,736	8,714	2,400	2,622	1-Jan-09	31-Dec-17	31-Dec-19	2,622	0	0
42	Solar Street Lighting Program in City Corporations (01/01/2012-31/12/2017)	31,661	11,114	15,110	5,437	1-Jan-12	31-Dec-17	30-Jun-19	5,437	0	0
43	Pre-Payment Metering for Distribution of Comilla and Mymensingh (01/07/2013-31/12/2017)	13,249	468	1,500	11,281	1-Jul-13	31-Dec-17	30-Jun-21	4,637	3,975	2,669
44	Power Distribution System Development Project for Chittagong Zone (01/07/2014-30/06/2018)	109,969	48,273	14,000	47,696	1-Jul-14	30-Jun-18	30-Jun-20	32,991	14,705	0
45	Rajshahi Power System Development Project (01/05/2015-30/06/2018)	91,498	16,088	14,000	61,410	1-May-15	30-Jun-18	31-Dec-20	27,449	33,961	0
46	Power Distribution System Development Project Rangpur zone (01/07/2015-30/06/2019)	133,428	26,090	14,000	93,338	1-Jul-15	30-Jun-19	30-Jun-20	40,028	53,310	0
47	Development of Power Distribution System, Sylhet Division (01/04/2016 -31/03/2019)	189,084	953	15,000	173,131	1-Apr-16	31-Mar-19	31-Mar-21	66,179	56,725	50,226
48	Improvement of Power Distribution system in Three CHT Districts (01/04/2017 -31/12/2019)	56,566	0	5,000	51,566	1-Apr-17	31-Dec-19	31-Dec-20	19,798	16,970	14,798
49	Pre-Payment Metering Project for Khulna City (Phase-1) (01/07/2014-30/06/2018)	4,243	3,461	551	231	1-Jul-14	30-Jun-18	30-Jun-19	231	0	0
50	Strengthening Power Distribution System Project (01/07/2014-30/06/2018)	83,243	28,000	15,000	40,243	1-Jul-14	30-Jun-18	30-Jun-20	24,973	15,270	0
51	Expansion and Upgradation of the supply of Electricity in WZPDCL areas (01/07/2016 -30/06/2019)	127,819	1,000	14,000	112,819	1-Jul-16	30-Jun-19	30-Jun-21	44,737	38,346	29,737
52	Rural Electrification Expansion Dhaka Division Program-II (01/07/2014-30/06/2018)	164,537	94,721	43,500	26,316	1-Jul-14	30-Jun-18	30-Jun-19	26,316	0	0
53	Upgradation of Rural Electricity Distribution System (Dhaka, Chittagong & Sylhet Division) (01/07/2014-30/06/2018)	519,833	118,550	90,000	311,283	1-Jul-14	30-Jun-18	30-Jun-20	155,950	155,333	0
54	Rural Electrification Expansion Rajshahi-Rangpur Division Program-II (01/07/2014-30/06/2018)	138,520	75,961	40,000	22,559	1-Jul-14	30-Jun-18	30-Jun-19	22,559	0	0

Power and Energy Sector MYPIP Database, FY 2017-2018

Taka In Lakh

ADP 17-18 sl no	Projects Name	Total Cost	Actual Cumulative expenditure up to June (FY 2016-17)**	ADP 2017-2018 total Allocation	Remaining Budget [C-(D+E)]	Project Duration			FY 2018-19 (Projected)	FY 2019-20 (Projected)	FY 2020-21 (Projected)
						Start Date	Completion Date	Expected Completion date			
A	B	C	D	E	F	G	H	I	J	K	L
55	Rural Electrification Expansion Chittagong-Sylhet Division Program-II (01/07/2014-30/06/2018)	168,730	94,806	43,500	30,424	1-Jul-14	30-Jun-18	30-Jun-19	30,424	0	0
56	Rural Electrification Expansion Khulna Division Program-II (01/07/2014-30/06/2018)	99,550	65,145	28,000	6,405	1-Jul-14	30-Jun-18	30-Jun-19	6,405	0	0
57	Rural Electrification Expansion Barisal division Program-II (01/07/2014-30/06/2018)	83,890	55,119	23,000	5,771	1-Jul-14	30-Jun-18	30-Jun-19	5,771	0	0
58	Pre-payment E-metering in Dhaka Division under Rural Electrification Program (Phase-I) (01/07/2015-30/06/2018)	43,645	1	1	43,643	1-Jul-15	30-Jun-18	30-Jun-22	6,547	15,276	13,093
59	1.5 Million Customer Connection Through Rural Electrification Expansion (01/01/2016-31/12/2018)	691,541	193,672	175,400	322,469	1-Jan-16	31-Dec-18	31-Dec-19	207,462	115,007	0
60	70,000 Overloaded Transformer re-installment under rural Electrification Program (01/01/2016-31/12/2017)	79,994	2,906	60,000	17,088	1-Jan-16	31-Dec-17	31-Dec-18	17,088	0	0
61	2.5 million consumer Connection by Rural Electrification (01/07/2016-30/06/2018)	122,826	5	76,000	46,821	1-Jul-16	31-Dec-17	31-Dec-18	46,821	0	0
62	Rural Electrification expansion Program in Sylhet Division and Infrastructure Development of BREB Headquarter 01/01/2016 - 31/12/2018)	141,710	4,600	30,000	107,110	1-Jan-16	31-Dec-18	31-Dec-20	49,599	42,513	14,999
63	Augmentation, Rehabilitation and intensification of Distribution System (Rajshahi, Rangpur, Khulna and Barisal Division). (01/07/2016-30/06/2019)	307,753	1	85,000	222,752	1-Jul-16	30-Jun-19	30-Jun-21	107,714	92,326	22,713
64	Augmentation, Rehabilitation and intensification of Distribution System (Dhaka, Mymensing, Chittagong, and Sylhet Division. (01/07/2016-30/06/2019)	340,383	1	88,200	252,182	1-Jul-16	30-Jun-21	30-Jun-21	119,134	102,115	30,933
65	Construction and Expansion of Distribution Network of North and South Zone under DPDC (01/07/2013-30/06/2018)	51,063	35,741	2,500	12,822	1-Jul-13	30-Jun-18	30-Jun-19	12,822	0	0
66	Pre-Payment Metering Project for Six NOCs Division under DPDC (01/07/2013-31/12/2017)	17,336	177	1,000	16,159	1-Jul-13	31-Dec-17	30-Jun-21	6,067	5,201	4,890
67	Construction of New 132/33 KV and 33/11 KV Sub-Station under DPDC Project (01/07/2013-30/06/2019)	185,066	53,431	84,450	47,185	1-Jul-13	30-Jun-19	30-Jun-19	47,185	0	0
68	Pre-payment Metering Project for 5 NOCS Division under DPDC (01/01/2015-30/06/2017)	22,442	5,800	2,000	14,642	1-Jan-15	31-Dec-17	30-Jun-20	7,855	6,787	0

Power and Energy Sector MYPIP Database, FY 2017-2018

Taka In Lakh

ADP 17-18 sl no	Projects Name	Total Cost	Actual Cumulative expenditure up to June (FY 2016-17)**	ADP 2017-2018 total Allocation	Remaining Budget [C-(D+E)]	Project Duration			FY 2018-19 (Projected)	FY 2019-20 (Projected)	FY 2020-21 (Projected)
						Start Date	Completion Date	Expected Completion date			
A	B	C	D	E	F	G	H	I	J	K	L
69	Construction of 11 KV Switching Stations at Banga Bhaban, Ganabhaban & Prime Minister's Office (01/07/2014-30/06/2018)	3,075	2,500	535	40	1-Jul-14	30-Jun-18	30-Jun-19	40	0	0
70	Expansion and Strengthening of Power System Network under DPDC Area (01/07/2016-31/12/2021)	2,050,151	1	20,500	2,029,650	1-Jul-16	31-Dec-21	31-Dec-21	307,523	717,553	615,045
71	Construction of 132/33/11 KV Grid Sub-station in DESCO Area (01/07/2013-30/06/2017)	94,614	28,519	23,000	43,095	1-Jul-13	30-Jun-17	30-Jun-20	28,384	14,711	0
72	Augmentation and Rehabilitation of Distribution System in DESCO Area (01/07/2013-30/06/2017)	198,915	62,937	21,000	114,978	1-Jul-13	30-Jun-17	30-Jun-20	59,675	55,304	0
73	Supervisor control and Data Acquisition (SCADA) system installment in DESCO Area (01/01/2016-30/06/2019)	15,219	160	500	14,559	1-Jan-16	30-Jun-19	30-Jun-22	2,283	5,327	4,566
74	Installation Upgradation, and conversion of Existing 33KV Overhead Line into Underground Cables in DESCO Area (01/07/2016-30/06/2019)	56,880	1	4,100	52,779	1-Jul-16	30-Jun-19	30-Jun-21	19,908	17,064	15,807
75	Augmentation and Rehabilitation of Uttara and Bashundhara 132/33/11 KV Substation of DESCO (01/07/2016-30-06-2019)	25,136	1	2,400	22,735	1-Jul-16	30-Jun-19	30-Jun-21	8,798	7,541	6,397
<b>TA (Power) Total</b>		<b>37,164</b>	<b>14,782</b>	<b>4,966</b>	<b>17,416</b>				<b>8,644</b>	<b>4,095</b>	<b>2,900</b>
1	Implementation of Bangladesh Power Sector Reform (01/01/2011-30-06-2018)	15,095	8,802	1,700	4,593	1-Jan-11	30-Jun-18	30-Jun-19	4,593	0	0
2	Technical Assistance project for Wind Resources Mapping (01/11/2012-30/06/2018)	2,245	2,178	148	-81	1-Jan-12	30-Jun-18	30-Jun-18	0	0	0
3	Capacity Building and Project Implementation Support for Power Sector Agencies (01/07/2013-30/06/2017)	7,200	1,983	1,115	4,102	1-Jul-13	30-Jun-17	30-Jun-21	1,440	1,440	1,222
4	Technical Assistance Project for Development of Sustainable Renewable Energy Power Generation (SREP Gen) (01/01/2014-30/06/2018)	3,966	1,104	1,091	1,771	1-Jan-14	30-Jun-18	30-Jun-20	793	977	0
5	Household Energy Platform Program in Bangladesh (01/07/2016-30/06/2018)	269	72	57	140	1-Jul-16	30-Jun-18	30-Jun-19	140		0
6	Technical Assistance Project for Institutional Strengthening of Rural Electrification Program (01/07/2015-30/06/2019)	5,794	623	630	4,541	1-Jul-15	30-Jun-19	30-Jun-22	1,159	1,159	1,159

Power and Energy Sector MYPIP Database, FY 2017-2018

Taka In Lakh

ADP 17-18 sl no	Projects Name	Total Cost	Actual Cumulative expenditure up to June (FY 2016-17)**	ADP 2017-2018 total Allocation	Remaining Budget [C-(D+E)]	Project Duration			FY 2018-19 (Projected)	FY 2019-20 (Projected)	FY 2020-21 (Projected)
						Start Date	Completion Date	Expected Completion date			
A	B	C	D	E	F	G	H	I	J	K	L
7	Institutional Strengthening of PGCB (01/01/2016-30/06/2018)	2,596	20	225	2,351	1-Jan-16	30-Jun-18	30-Jun-23	519	519	519
	<b>OGNR Total</b>	<b>1,533,108</b>	<b>306,321</b>	<b>147,366</b>	<b>1,079,421</b>				<b>261,038</b>	<b>378,333</b>	<b>233,166</b>
1	Installation of Compressor Stations at Ashugonj & Elenga (Revised) (1/1/2006-30/09/2017)	149,413	106,075	4,856	38,482	01-Jan-06	30-Sep-17	30-Dec-22	7,471	7,471	7,471
2	Bakhrabad-Siddirgonj Gas Transmission Pipe Line Project (Revised) (01/07/2007-31/12/2018)	84,970	60,539	2,500	21,931	01-Jul-07	31-Dec-18	31-Dec-21	4,249	4,249	4,249
3	Gas Transmission Capacity Expansion Ashugonj to Bakhrabad (01/01/2010-31/12/2017)	51,346	44,502	1,139	5,705	01-Jan-10	31-Dec-17	31-Dec-19	2,567	3,138	0
4	Rehabilitation and Expansion of Existing Supervisory Control and Data Acquisition (SCADA) System of National Gas Grid under GTCL (component B of Bheramara combined cycle power plant Development project) (01/01/2013-30/06/2018)	29,400	5,073	4,800	19,527	01-Jan-13	06-Jun-18	31-Dec-20	8,820	4,410	6,297
5	Construction of Moheshkhali-Anowara Gas Transmission Pipe Line (01/07/2014-31/12/2017)	103,967	48,320	8,000	47,647	01-Jul-14	30-Jun-17	30-Jun-20	31,190	16,457	0
6	Natural Gas Efficiency Project (Installation of Gas Compressors at Titas Location-C & Narsingdi Gas Fields) (01/07/2014-30/06/2018)	86,800	2,858	6,800	77,142	01-Jul-14	30-Jun-18	30-Jun-21	26,040	26,040	25,062
7	Natural Gas Efficiency Project (Installation of Prepaid Gas Meter for KGDCL) (01/07/2014-30/06/2018)	24,656	3,842	8,500	12,314	01-Jul-14	30-Jun-18	30-Jun-20	7,397	4,917	0
8	Dhanua-Elenga and West Bank of Bangabandhu Bridge-Nalka Gas Transmission Pipe Line (BD-P78: Natural Gas Efficiency Project) (01/07/2014-30/06/2019)	97,918	24,800	18,500	54,618	01-Jul-14	30-Jun-19	30-Jun-20	29,375	25,243	0
9	Installation of Prepaid Gas Meter for TGTDCCL (BD-P78: Natural Gas Efficiency) (01/01/2015-31/12/2018)	71,210	6,257	24,985	39,968	01-Jan-13	31-Dec-18	31-Dec-19	21,363	18,605	0
10	Installation of Wellhead Compressor at Location-A of Titas Gas Field (01/07/2016-31/12/2020)	91,000	7	785	90,208	01-Jul-16	31-Dec-20	31-Dec-20	9,100	27,300	27,300
11	Construction of Chittagong-Feni-Bakhrabad Parallel Gas Transmission Pipeline (01/07/2016-30/06/2019)	196,238	1,050	58,600	136,588	01-Jul-16	30-Jun-19	30-Jun-20	58,871	77,717	0
12	Installation of Single Point Mooring (SPM) with Double Pipe Line (01/11/2015-31/12/2018)	542,627	2,667	5,001	534,959	01-Nov-15	31-Dec-18	31-Dec-22	54,263	162,788	162,788

Power and Energy Sector MYPIP Database, FY 2017-2018

Taka In Lakh

ADP 17-18 sl no	Projects Name	Total Cost	Actual Cumulative expenditure up to June (FY 2016-17)**	ADP 2017-2018 total Allocation	Remaining Budget [C-(D+E)]	Project Duration			FY 2018-19 (Projected)	FY 2019-20 (Projected)	FY 2020-21 (Projected)
						Start Date	Completion Date	Expected Completion date			
A	B	C	D	E	F	G	H	I	J	K	L
13	Identification and Economic Assessment of the Valuable Minerals in the River Sands of Bangladesh (01/12/2015-30/06/2018)	3,563	331	2,900	332	01-Dec-15	30-Jun-18	30-Jun-19	332	0	0

The Actual Cumulative Expenditure up to June has been Calculated using the information available in the ADP 2017-18. Thus cumulative expenditure contains the information up to February 2017.

\*\*